

Postal Code 78634

Residential Statistics

Independence Title

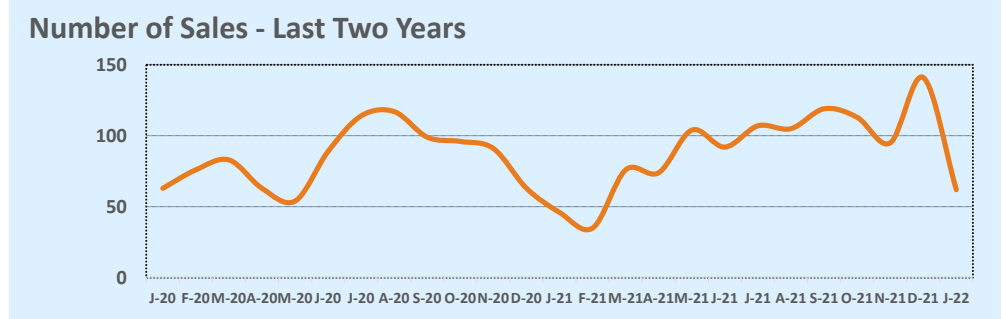
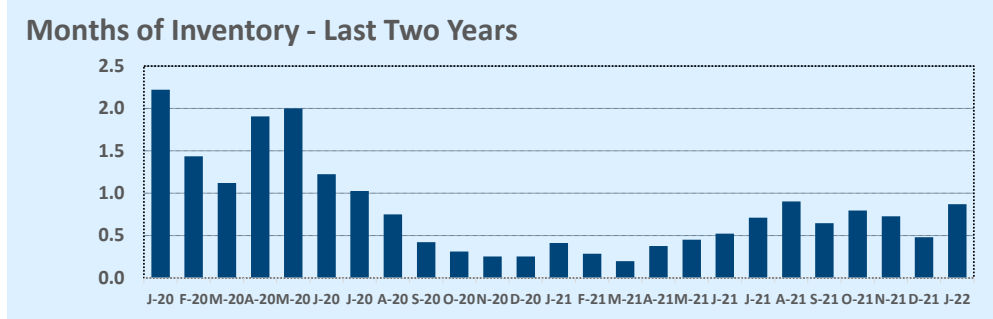
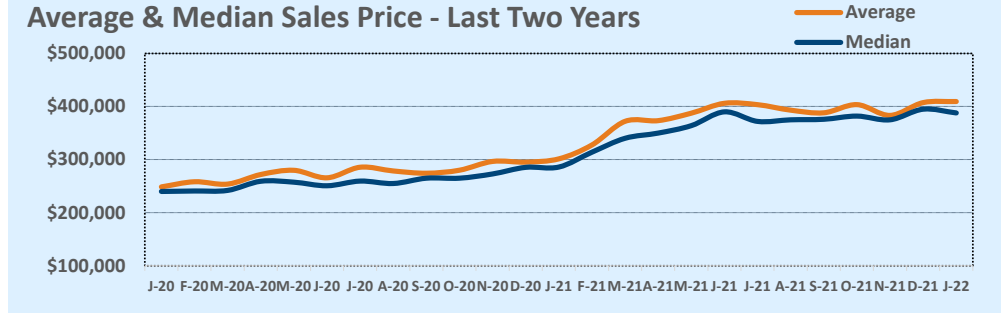
January 2022

Listings	This Month			Year-to-Date		
	Jan 2022	Jan 2021	Change	2022	2021	Change
Single Family Sales	62	46	+34.8%	62	46	+34.8%
Condo/TH Sales	--	--	--	--	--	--
Total Sales	62	46	+34.8%	62	46	+34.8%
New Homes Only	3	5	-40.0%	3	5	-40.0%
Resale Only	59	41	+43.9%	59	41	+43.9%
Sales Volume	\$25,386,201	\$13,865,162	+83.1%	\$25,386,201	\$13,865,162	+83.1%
New Listings	107	54	+98.1%	107	54	+98.1%
Pending	120	--	--	120	--	--
Withdrawn	3	--	--	3	--	--
Expired	--	--	--	--	--	--
Months of Inventory	0.9	0.4	+110.9%	N/A	N/A	--

Price Range	This Month			Year-to-Date		
	New	Sales	DOM	New	Sales	DOM
\$149,999 or under	--	--	--	--	--	--
\$150,000- \$199,999	--	--	--	--	--	--
\$200,000- \$249,999	--	--	--	--	--	--
\$250,000- \$299,999	1	--	--	1	--	--
\$300,000- \$349,999	8	11	10	8	11	10
\$350,000- \$399,999	41	23	9	41	23	9
\$400,000- \$449,999	32	15	20	32	15	20
\$450,000- \$499,999	9	6	20	9	6	20
\$500,000- \$549,999	7	5	8	7	5	8
\$550,000- \$599,999	2	1	133	2	1	133
\$600,000- \$699,999	3	--	--	3	--	--
\$700,000- \$799,999	1	--	--	1	--	--
\$800,000- \$899,999	2	--	--	2	--	--
\$900,000- \$999,999	--	1	47	--	1	47
\$1M - \$1.99M	1	--	--	1	--	--
\$2M - \$2.99M	--	--	--	--	--	--
\$3M+	--	--	--	--	--	--
Totals	107	62	16	107	62	16

Average	This Month			Year-to-Date		
	Jan 2022	Jan 2021	Change	2022	2021	Change
List Price	\$400,944	\$291,576	+37.5%	\$400,944	\$291,576	+37.5%
List Price/SqFt	\$196	\$148	+33.2%	\$196	\$148	+33.2%
Sold Price	\$409,455	\$301,417	+35.8%	\$409,455	\$301,417	+35.8%
Sold Price/SqFt	\$201	\$152	+32.1%	\$201	\$152	+32.1%
Sold Price / Orig LP	103.2%	104.2%	-1.0%	103.2%	104.2%	-1.0%
Days on Market	16	11	+36.4%	16	11	+36.4%

Median	This Month			Year-to-Date		
	Jan 2022	Jan 2021	Change	2022	2021	Change
List Price	\$381,055	\$271,250	+40.5%	\$381,055	\$271,250	+40.5%
List Price/SqFt	\$191	\$145	+31.2%	\$191	\$145	+31.2%
Sold Price	\$387,960	\$286,000	+35.7%	\$387,960	\$286,000	+35.7%
Sold Price/SqFt	\$201	\$151	+33.0%	\$201	\$151	+33.0%
Sold Price / Orig LP	102.5%	102.5%	+0.0%	102.5%	102.5%	--
Days on Market	5	4	+42.9%	5	4	+42.9%



Based on information from the Austin Board of REALTORS® (alternatively, from ACTRIS). Neither the Board nor ACTRIS guarantees or is in any way responsible for its accuracy. The Austin Board of REALTORS®, ACTRIS and their affiliates provide the MLS and all content therein "AS IS" and without any warranty, express or implied. Data maintained by the Board or ACTRIS may not reflect all real estate activity in the market.